


Krimpie Instructions

COLLALL®

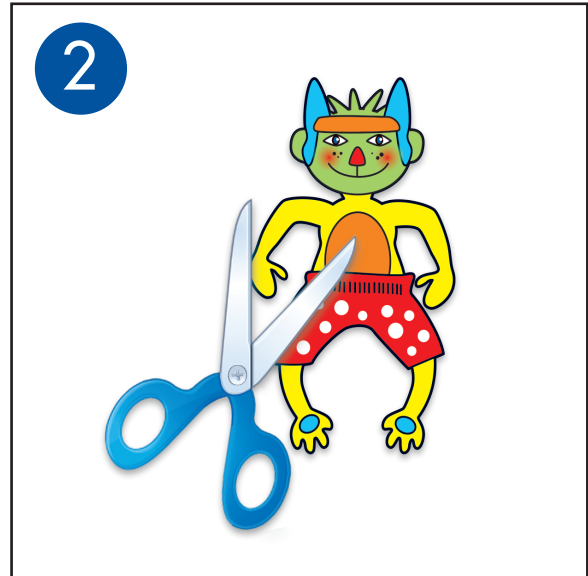
Adhesives & Paints
since 1949



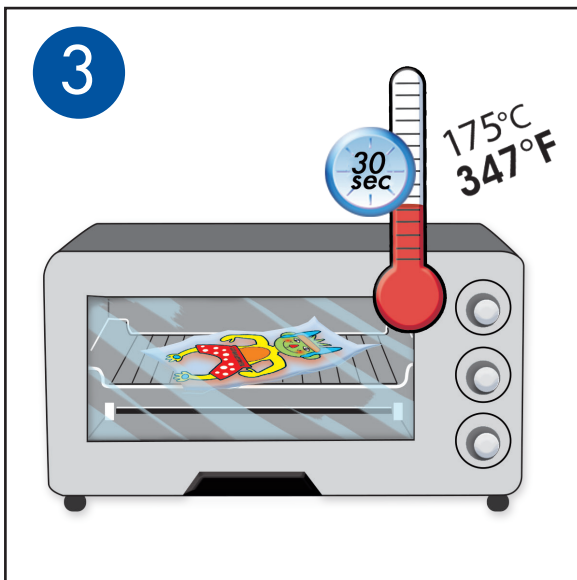
MARKERS & PLASTIC




Draw with a Krimpie Permanent Marker on a Krimpie sheet. (frosted, white or transparent)



Cut out and color in with Krimpie Permanent Markers. If necessary make holes with a hole puncher



Shrink the plastic in the oven or use a craft tool



Your picture will now be
**3 times smaller &
9 times thicker!**

KrimPie



P.O. BOX 123, NL - 9500 AC Stadskanaal
t el. +31 599 652190, fax +31 599 652191
www.collall.nl, info@collall.nl

COLLALL®
Adhesives & Paints
since 1949