


Collall Textile tape Flowers

COLLALL®

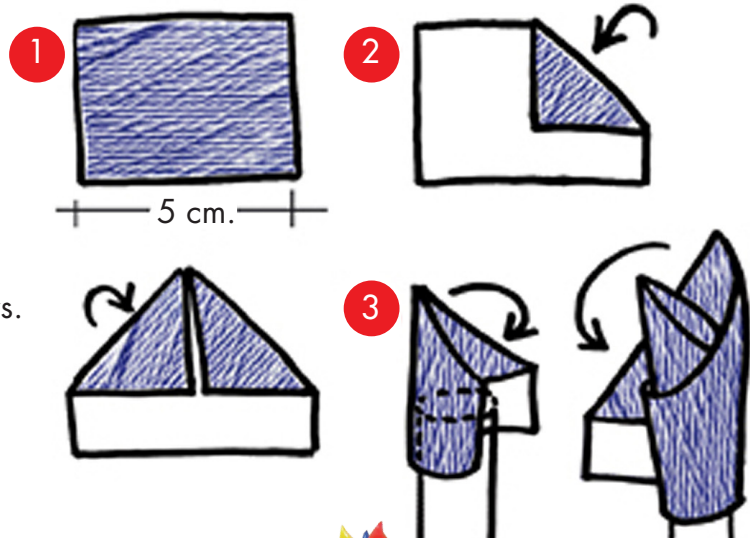
Adhesives & Paints
since 1949



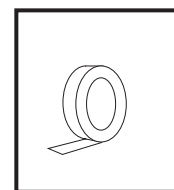
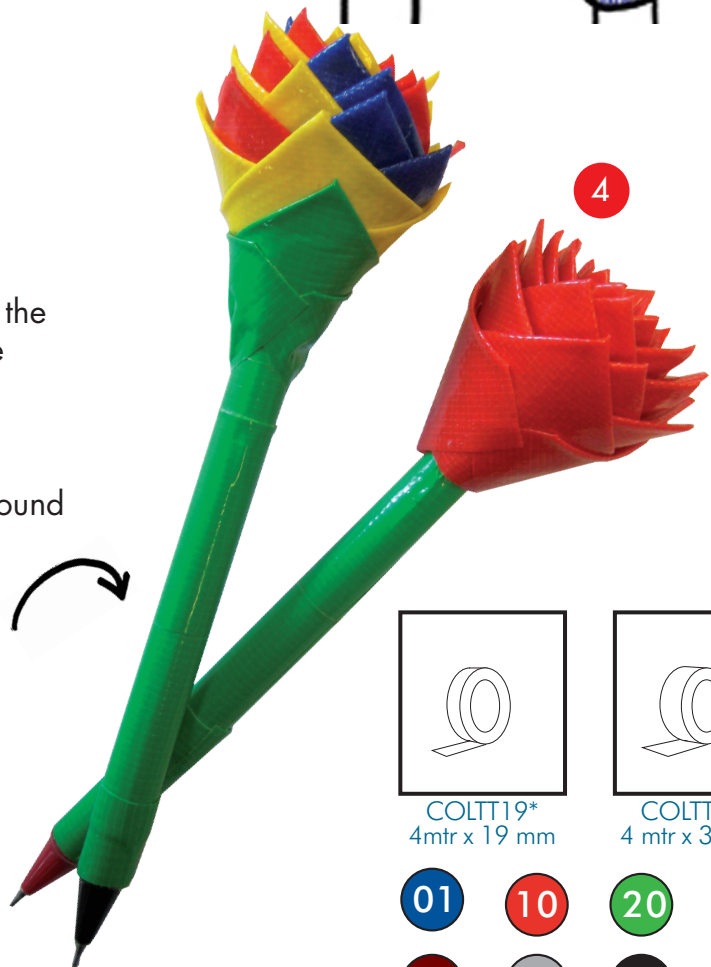
MEASURE - TEARING - PASTING

Supplies:


- 1 mtr Collall Textiltape 38 mm (different colours)
- 1 writing pen
- a ruler and optionally a pair of scissors.



- 1 Tear 17 peaces Textile tape of 5 cm.
- 2 Fold two corners inward and paste.
- 3 Twist, turn and paste the Textile tape around the pen. Tile-wise paste all the 17 pieces of tape around the pen.
- 4 Use pieces of 3 cm. Textile tape and past around the pen like a stalk of a flower.



COLLT19*
4 mtr x 19 mm



COLLT38*
4 mtr x 38 mm

01

10

20

30

40

60

63

66

COLLALL®

P.O. BOX 123, NL - 9500 AC Stadskanaal
t el. +31 599 652190, fax +31 599 652191
www.collall.nl, info@collall.nl

COLLALL®
Adhesives & Paints
since 1949